

CHAPTER FOUR

INSIGNIA

SECTION 1: OFFICER INSIGNIA

SECTION 2: CADET INSIGNIA

SECTION 3: HEADGEAR INSIGNIA

CHAPTER FOUR

INSIGNIA

SECTION 1: OFFICER INSIGNIA

1. GENERAL.....	4101
2. SLEEVE INSIGNIA.....	4102
3. SHOULDER INSIGNIA.....	4103
4. SLEEVE DEVICE	4104
5. COLLAR GRADE INSIGNIA.....	4105
6. MIDSHIPMAN COAT DEVICES	4106
7. NAVY WORKING UNIFORM PARKA INSIGNIA.....	4107
8. BUTTONS.....	4108
9. OFFICER SHOULDER FLASHES	4109

4100 **OFFICER RANK INSIGNIA**

4101 **GENERAL.** NSCC Officer rank insignia mirrors that of the United States Navy Ensign to Lieutenant Commander, as well as Warrant Officer and Midshipman.

4102 **SLEEVE INSIGNIA**

1. **Description.** Gold stripes in widths of either 1/2 inch or 1/4 inch indicating the individual's rank.
2. **Position.** Stripes encircle the sleeve with the lower edge of the first stripe 2 inches from the edge of the sleeve. Multiple stripes have ¼ inch intervals in between.
3. **Configuration.** The sleeve stripe configuration for the NSCC officer ranks is as follows:
 - a. **Lieutenant Commander (LCDR).** Shall wear two 1/2-inch stripes with one 1/4-inch stripe between them.
 - b. **Lieutenant (LT).** Shall wear two 1/2-inch stripes.
 - c. **Lieutenant Junior Grade (LTJG).** Shall wear a 1/2-inch stripe with one 1/4-inch stripe above it.
 - d. **Ensign (ENS).** Shall wear one 1/2-inch stripe.
 - e. **Warrant Officer (WO).** Shall wear one 1/2 inch stripe of gold lace with ½ inch breaks of bright blue silk thread with breaks 2 inches apart, three breaks centered symmetrically on the outer face of the sleeve (similar to CWO2, USN).
 - f. **Midshipmen (MIDN).** There is no midshipmen sleeve rank insignia.
 - g. **Instructor (INST).** No sleeve rank insignia.

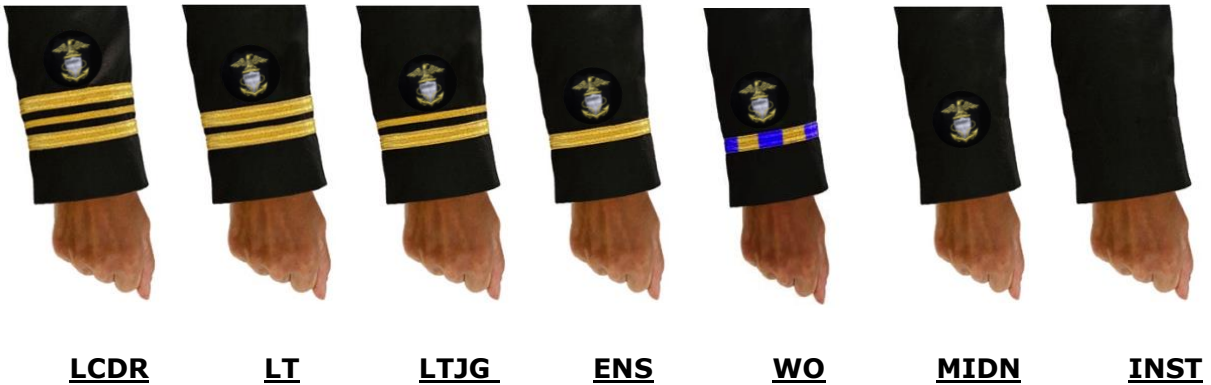


FIGURE 4-1-1 NSCC OFFICER SLEEVE INSIGNIA

4103 **SHOULDER INSIGNIA**

1. **Hard Boards**

- a. **Description.** A combination of insignia, embroidered eagle with NSCC shield and stripes of gold lace indicating rank on a black field which indicates the wearer's grade and NSCC status. A smaller size is available and appropriate for females. Worn with Summer Whites and Dress Whites.
- b. **Position.** The tab on the bottom of the shoulder board is slipped through the two loops on each shoulder and secured in place with the gold button supplied with the board. The eagles face forward.
- c. **Configuration.** Pattern of stripes on hard shoulder boards follows that of the sleeve insignia listed in Section 4102.3.



FIGURE 4-1-2 NSCC OFFICER HARD SHOULDER BOARDS

2. **Soft Boards**

- a. **Description.** A combination of insignia, embroidered eagle with NSCC shield and strips of gold lace indicating rank on a black field which indicates the wearer's grade and NSCC status. Males and females wear the same size. Soft boards are worn with the Dress White shirt and black Sweater.
- b. **Position.** The epaulet on the Shirt/Sweater slips through the soft shoulder boards and is buttoned back down. The eagles face forward.
- c. **Configuration.** Patter of stripes on soft shoulder boards follows that of the sleeve insignia listed in Section 4102.3



FIGURE 4-1-3 NSCC OFFICER SOFT SHOULDER BOARDS

3. **Metal Grade Insignia**

- a. **Description.** Metal grade insignia is worn on shoulders of windbreakers, raincoats and overcoats as described below.

Note: The metal grade insignia of Army and Air Force metal grade insignia, while similar to authorized metal grade insignia, are detailed differently. Be sure you are using metal grade insignia manufactured for the Coast Guard, Navy or Marine Corps.

- b. **Position.** Wear 3/4 inch from the shoulder seam and as described below:
 - 1) **Lieutenant Commander (LCDR).** Place large gold oak leaf with stem away from collar.
 - 2) **Lieutenant (LT).** Place two silver bars, attached near the ends. Place bars on the center line of each shoulder strap with bars in a fore and aft line.

- 3) **Lieutenant Junior Grade (LTJG)**. Place one silver bar on center line of each shoulder strap, with the longer dimension of the bar in a fore and aft line.
- 4) **Ensign (ENS)**. Place one gold bar on center line of each shoulder strap, with the longer dimension of the bar in a fore and aft line.
- 5) **Warrant Officer (WO)**. Place one gold bar with three blue segments on the center line of each shoulder strap with the longer dimension of the bar in a fore and aft line.
- 6) **Midshipmen (MIDN)**. Place gold fouled anchors with the top of the anchor pointing towards the collar.
- 7) **Instructor (INST)**. Instructors do not wear metal grade insignia on their shoulders.



LCDR



LT



LTJG



ENS



WO



MIDN



FIGURE 4-1-4 NSCC OFFICER METAL GRADE INSIGNIA

4104 **SLEEVE DEVICE**

1. **Description.** The NSCC Officer Sleeve Insignia is an embroidered gold eagle over a silver NSCC crest on a black field for dress blue coats.
2. **Wear.** NSCC officers, warrant officers and midshipmen shall wear the embroidered NSCC sleeve device. Instructors do not wear the NSCC officer sleeve device.

3. **Position.** Worn on the outer face of the male and female Service Dress Blue Coat sleeves, centered midway between the front and the rear crease and 1/4 inch above the uppermost gold rank sleeve stripe. For Midshipmen it is centered midway between the front and rear crease and 3 3/8 inches above the sleeve cuff. **See Figure 4-1-1 for position.**



LEFT

RIGHT

FIGURE 4-1-5 NSCC OFFICER SLEEVE DEVICE

4105 **COLLAR GRADE INSIGNIA**

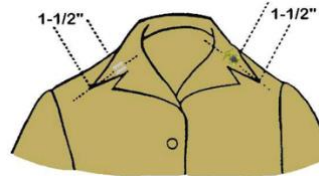
1. **General.** Wear miniature sized metal grade insignia on the right collar points of khaki and Service White shirts. Wear miniature sized embroidered grade insignia tapes on Navy Working Uniform (Type I and Type III).
2. **Description.** Collar grade insignia replicates metal shoulder insignia. Embroidered collar devices may be slightly larger than metal collar devices.

Note: The metal grade insignia of Army and Air Force, while similar to authorized metal grade insignia, are detailed differently. Be sure you are using metal grade insignia manufactured for the Coast Guard, Navy or Marine Corps.

3. **NSCC Miniature Insignia.** 1 1/16 inch version of the NSCC crest. A gold eagle atop a fouled anchor with a silver shield in the foreground. Wear metal crest with khaki and white service uniforms and embroidered crest with Navy Working Uniform Type I and Type III.
4. **Manner of Wear.** Officers wear the grade insignia on the right collar points and the 1 1/16 inch NSCC insignia on the left collar point.
 - a. **Open Collar Short Sleeve Shirts and Navy Working Uniform Type I.** Center the insignia 1 inch from the front and lower edges of the collar and position the vertical axis of the insignia along an imaginary line bisecting the angle of the collar point.
 - b. **Navy Working Uniform Type III.** Rank insignia is worn on the Velcro tab in the center of the chest.
 - c. **Instructors.** Wear the NSCC insignia on both collar points, eagles facing inwards.



MALE



FEMALE



TYPE III

FIGURE 4-1-6 COLLAR GRADE INSIGNIA PLACEMENT

RANK	METAL GRADE INSIGNIA		TYPE I		TYPE III
LIEUTENANT COMMANDER					
LIEUTENANT					
LIEUTENANT JUNIOR GRADE					
ENSIGN					
WARRANT OFFICER					
MIDSHIPMAN					
INSTRUCTOR					

FIGURE 4-1-7 NSCC OFFICER, MIDN AND INST COLLAR GRADE INSIGNIA

4106 **MIDSHIPMEN COAT DEVICES**

1. **General.** Coat collar insignia is a plain gold anchor 1 7/16 inches in length, with a stock 3/4 inch in width and 1/16th inch wide at the flukes. The stock is inclined eight degrees from the horizontal (right and left). This insignia is worn on the service dress blue uniform.



RIGHT LAPEL ANCHOR



LEFT LAPEL ANCHOR

FIGURE 4-1-8 MIDSHIPMAN COAT DEVICE

2. **Manner of Wearing.** The lower end of the stock shall be outboard and the stock shall be approximately horizontal.
 - a. **Male.** Shall be pinned on each collar tip of the coat so that the crown of the anchor is 1/2 inch above the notch of the lapels and the centerline of the shanks are parallel to and approximately 3/4 inch from the outer edge of the collar.
 - b. **Female.** Shall be pinned on each collar tip of the coat so that the crown of the anchor is 1 inch from the bottom and midway between the two sides, and the centerline of the shank is parallel to and approximately 3/4 inch from the outer edge of the collar.



MALE



FEMALE

FIGURE 4-1-9 MIDSHIPMAN COAT DEVICE PLACEMENT

4107 **NAVY WORKING UNIFORM PARKA INSIGNIA**

1. **Rank Insignia**

- a. **Description.** The rank insignia for the Navy Working Uniform Parka and Fleece Liner will be made of the same material as the Navy Working Uniform being worn (Type I or Type III). The dimensions of the slip on rank insignia will be 1 3/4 inches long by 1 3/4 inches wide, as not to cause cupping or bending of the chest rank tab.
- b. **Manner of Wear.** NWU parka rank insignia (pull on/pull off) shall be worn by all officers, midshipmen and uniformed instructor personnel on the NWU parka and black fleece liner center chest rank tab.

2. **Name Tapes**

- a. **Description.** Name tapes will be gold embroidery on NWU Type I material for Type I Parkas and will be black embroidery on NWU Type III material for Type III parkas. Unit owned parkas should utilize Velcro name tapes to facilitate transfers between members.
- b. **Manner of Wear.** Name tapes shall be sewn centered and flush on the pocket flap of the right sleeve, 1/2" above the bottom of the flap.

3. **Branch Tapes**

- a. **Description.** Branch tapes will be gold embroidery on NWU Type I material for Type I Parkas and will be black embroidery on NWU Type III material for Type III parkas. Unit owned parkas should utilize Velcro branch tapes to facilitate transfers between members.
- b. **Manner of Wear.** Branch tapes shall be sewn centered and flush on the pocket flap of the left sleeve, 1/2" above the bottom of the flap.

4. **Navy Working Uniform Parka Liner Insignia**

- a. **Description.** When the parka liner is worn without the parka shell, it shall display both the appropriate rank on the tab and a branch tape with gold embroidery on Type I or black embroidery on Type III background.
- b. **Manner of Wear.** The branch tape will be affixed to the liner on the left breast with the bottom edge of the tape touching the top edge of the fleece material. Velcro backed branch tapes will be utilized to facilitate using the liner with both the Type I and Type III Navy Working Uniforms.



4108 **4-1-10 NAVY WORKING UNIFORM PARKA INSIGNIA PLACEMENT**
BUTTONS

1. **Description.** A gold (matte/satin finish) 3/4 inch or 1/2 inch circular device with the NSCC seal inscribed thereon.
2. **Correct Wear.** NSCC gold buttons must be worn by NSCC officers, midshipman, and instructors in lieu of Navy gold buttons.



3/4 INCH DIAMETER GOLD BUTTON

FIGURE 4-1-11 OFFICER BUTTON

4109 **OFFICER SHOULDER FLASHES**

1. **General.** The NSCC officer shoulder flash: embroidered gold lettering on a black, white or khaki field, will be worn on all NSCC officers, warrant officers, midshipmen, instructor, and chief petty officer uniforms. For the Navy Working Uniform Type I, the embroidered yellow on black NSCC cadet shoulder flash will be worn. For the Navy Working Uniform Type III, the shoulder flashes will have black lettering on a Type III material with Velcro backing.
2. **Manner of Wearing.** Shall be worn on each sleeve (background field color matching the uniform item color of all uniform coats, sweaters, outer garments (except raincoats, parkas and NWU Type I).
3. **Position.** The shoulder flash will be centered on the outer face of each sleeve, with the top edge of the shoulder flash 1 inch below the shoulder seam, and the eagle facing forward.
4. **Navy Working Uniform Type I.** A single right side NSCC Cadet Shoulder Flash is worn on the right breast pocket of the Navy Working Uniform Type I.



DRESS BLUE



DRESS WHITE



KHAKI



TYPE III



TYPE I

FIGURE 4-1-12 OFFICER SHOULDER FLASHES

THIS PAGE INTENTIONALLY LEFT BLANK

CHAPTER FOUR

INSIGNIA

SECTION 2: CADET INSIGNIA

1. NSCC RATING BADGES.....	4201
2. NLCC RATING BADGES.	4202
3. COLLAR INSIGNIA.	4203
4. METAL GRADE SHOULDER INSIGNIA.....	4204
5. NAVY WORKING UNIFORM PARKA RANK INSIGNIA.	4205
6. BUTTONS.....	4206
7. UNIT IDENTIFICATION MARKS.....	4207
8. CADET SHOULDER FLASHES.....	4208

4200 CADET RATE INSIGNIA

4201 NSCC RATING BADGES

1. **General.** Rating badges recognize the accomplishments and advancement of NSCC Cadets as they progress through the program. NSCC Cadets will wear the earned rating badge as authorized on all uniforms.
2. **Description**
 - a. **Chief Petty Officers.** Rating badges consist of a gold-lace embroidered eagle with expanded wings pointed upwards and its head facing right over a single rocker and three chevrons surrounding a five-pointed star with a black background.
 - b. **Petty Officers.** Rating badges consist of a yellow perched eagle with expanded wings pointing upward and its head facing right over crossed anchors atop either, one, two, or three gold chevrons, indicating the wearer's rate, on a black background.
 - c. **Non-Petty Officers.** Cadets in grades NSCC E-2 and E-3 have badges consisting of either two or three yellow chevrons on a black background. Cadets in grade E-1 do not wear rating chevrons.
 - d. **Females.** Rating badges for male and female cadets will be the same size as the current male design. Female cadets are authorized to wear the current female (3/4) size rating badges until stocks are depleted.
3. **Manner of Wearing.** Rating badges shall be worn centered on the right sleeve of uniform shirts, coats, sweaters, outer garments (except raincoats, parkas and Navy Working Uniforms Type I & Type III).
 - a. **Chief Petty Officers and Petty Officers.** Badge will be worn 1/8 inch below the NSCC Shoulder flash, measured from the top of the badge to the bottom of the shoulder flash.
 - b. **Non-Petty Officers.** Chevrons will be worn 3 1/8 inch below the NSCC shoulder flash, measured from the valley of the chevron to the bottom of the shoulder flash.



FIGURE 4-2-1 NSCC CADET CHEVRON AND RATING BADGES

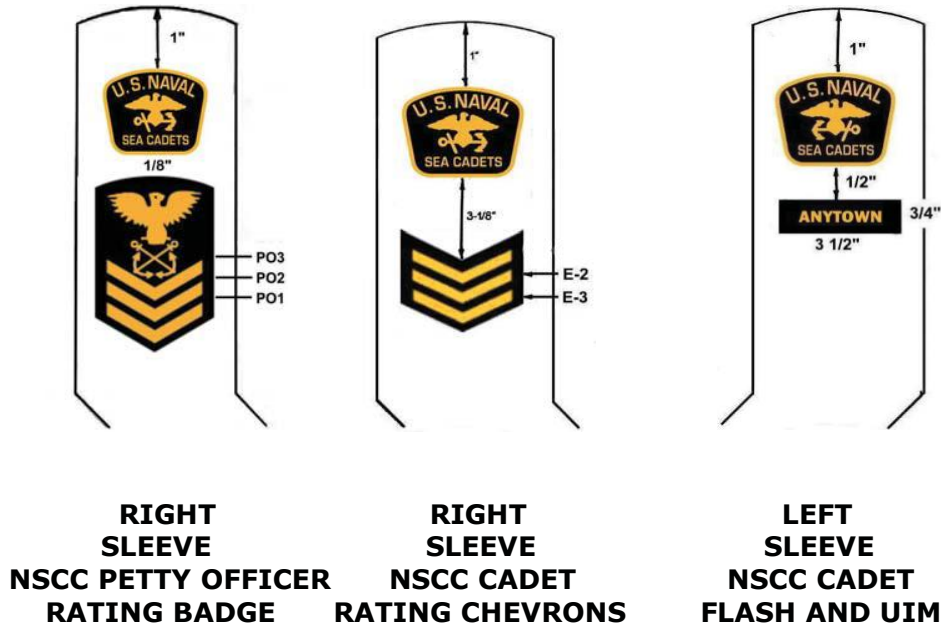


FIGURE 4-2-2 NSCC CADET SHOULDER FLASH AND RATING BADGE PLACEMENT

4202 **NLCC RATING BADGES**

1. **General.** Rating badges recognize the accomplishments and advancement of NLCC Cadets as they progress through the program.
2. **Description.**
 - a. **Ship's Leading Petty Officer.** Rating badge consist of a white perched eagle with expanded wings pointing upward and its head facing right over crossed anchors and three white chevrons, with a five point gold star centered above the eagle's head on a black background.
 - b. **Petty Officers.** Rating badges consist of a white perched eagle with expanded wings pointing upward and its head facing right over crossed anchors over either, one, two, or three white chevrons, indicating the wearer's rate on a black background.
 - c. **Non-Petty Officers.** Apprentice Cadets (LC-2) and Able Cadets (LC-3) have badges consisting of either two of three white chevrons on a black background. Recruit Cadets (LC-1) do not wear rating chevrons.

- d. **Females.** Rating badges for females cadets are the same design as male cadets but 3/4th size. When female size rating badges become unavailable, female cadets are authorized to wear male rating badges.
3. **Manner of Wearing.** Rating badges shall be centered on the right sleeve of uniform shirts, coats, sweaters, outer garments (except raincoats, parkas and Navy Working Uniforms Type I & Type III) centered between the shoulder seam and elbow.



FIGURE 4-2-3 NLCC CADET CHEVRONS AND RATING BADGES

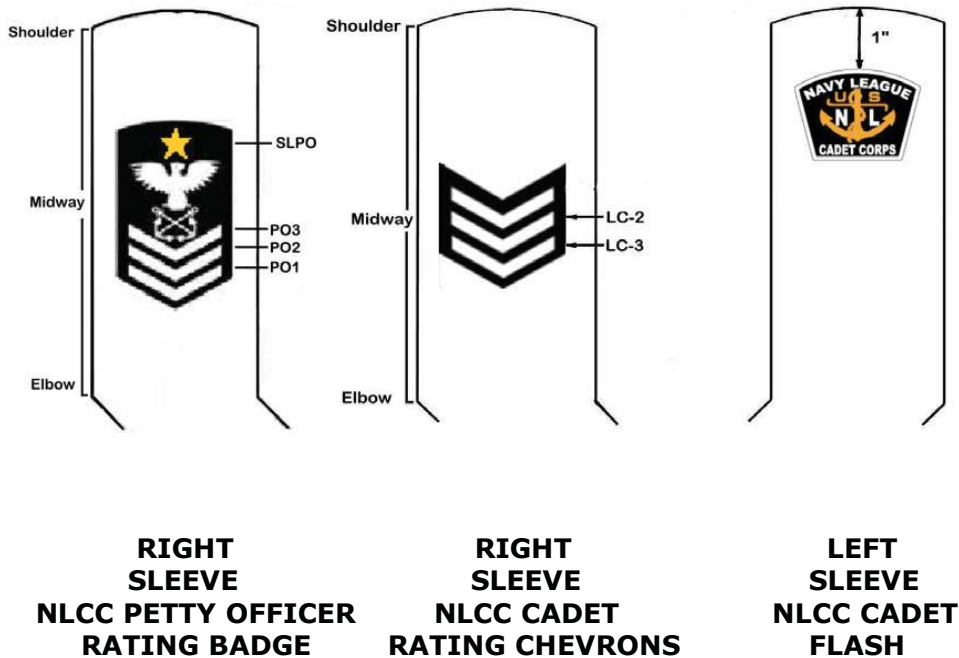


FIGURE 4-2-4 NLCC CADET CHEVRONS AND RATING BADGES

4203 **COLLAR INSIGNIA**

1. **General.** NSCC Collar insignia replicate NSCC rating badges for wear on Service Khakis, Service Whites (CPO Only) and the Navy Working Uniform Type I & Type III in lieu of sleeve insignia.
2. **Description.** Navy Working Uniform Type I insignia will be embroidered on Type I material. Navy Working Uniform Type III insignia will be embroidered on Type III material.

3. **Manner of Wearing.** Chief Petty Officers wear miniature sized metal grade insignia on the both collar points of service khaki and summer white shirts. All Chief Petty Officers and Petty Officers wear miniature sized embroidered grade insignia tapes on Navy Working Uniforms Type I. Coveralls. Center the insignia at a point 1 inch from the front and lower edges of the collar and position the vertical axis of the insignia along an imaginary line (A) bisecting the angle of the collar point. NSCC Cadets in grades E-1 to E-3 and NLCC Cadets in grades LC-1 to LC-3 do not wear collar insignia.


















RANK	METAL GRADE INSIGNIA		TYPE I		TYPE III
NSCC CHIEF PETTY OFFICER					
NLCC SHIPS LEADING PETTY OFFICER	NONE	NONE			
NSCC/NLCC PETTY OFFICER FIRST CLASS	NONE	NONE			
NSCC/NLCC PETTY OFFICER SECOND CLASS	NONE	NONE			
NSCC/NLCC PETTY OFFICER THIRD CLASS	NONE	NONE			

FIGURE 4-2-5 NSCC/NLCC CADET COLLAR DEVICES



KHAKI



TYPE I



TYPE III

FIGURE 4-2-6 NSCC/NLCC CADET COLLAR DEVICE PLACEMENT

4204 **METAL GRADE INSIGNIA**

1. METAL GRADE INSIGNIA

- a. **Description.** Metal grade insignia is worn on shoulders of the relaxed fit jacket, raincoats and overcoats as described below. (Same as Collar Device)
- b. **Position.** Wear 3/4 inch from the shoulder seam.



FIGURE 4-2-7 NSCC CHIEF PETTY OFFICER METAL GRADE INSIGNIA

4205 **NAVY WORKING UNIFORM PARKA RANK INSIGNIA**

1. Rank Insignia

- a. **Description.** The rank insignia for the Navy Working Uniform (Type I & Type III) Parka and Fleece Liner will be made of material matching the applicable parka. The dimensions of the slip on rank insignia are 1 3/4 inches long by 1 3/4 inches wide, as not to cause cupping or bending of the chest rank tab. Rank insignia are not interchangeable between Type I and Type III parkas.
- b. **Manner of Wear.** NWU parka rank insignia (pull on/pull off) shall be worn by all NSCC/NLCC Petty Officers, Ship's Leading Petty Officers, and Chief Petty Officers on the NWU parka and black fleece liner center chest rank tab. Eagle faces to the wearer's right. Rank insignia is not worn by NSCC (E1-E3) or NLCC (LC1-LC3) personnel.

2. **Name Tapes**

- a. **Description.** Name tapes for Navy Working Uniform Type I parkas will be silver embroidery on Type I material. Name tapes for Navy Working Uniform Type III parkas will be black embroidery on Type III material. Unit owned parkas should utilize Velcro name tapes to facilitate transfers between members.
- b. **Manner of Wear.** Name tapes shall be sewn centered and flush on the pocket flap of the right sleeve, 1/2" above the bottom of the flap.

3. **Branch Tapes**

- a. **Description.** Branch tapes will be silver embroidery on NWU Type I material for Type I Parkas and will be black embroidery on NWU Type III material for Type III parkas. Unit owned parkas should utilize Velcro branch tapes to facilitate transfers between members.
- b. **Manner of Wear.** Branch tapes shall be sewn centered and flush on the pocket flap of the left sleeve, 1/2" above the bottom of the flap.

4. **Navy Working Uniform Parka Liner Insignia**

- a. **Description.** When the parka liner is worn without the parka shell, it shall display both the appropriate rank on the tab and a branch tape with silver embroidery Type I background or black embroidery on Type III background.
- b. **Manner of Wear.** The branch tape will be affixed to the liner on the left breast with the bottom edge of the tape touching the top edge of the fleece material. Velcro backed branch tapes will be utilized to facilitate using the liner with both the Type I and Type III Navy Working Uniforms.



4-2-8 NAVY WORKING UNIFORM PARKA INSIGNIA PLACEMENT

4206 **BUTTONS**

1. **Description.** Gold. A gold (matte/satin finish) 3/4 inch or 1/2 inch circular device with the NSCC seal inscribed thereon.

2. **Correct Wear.** NSCC gold buttons must be worn by NSCC chief petty officers in lieu of Navy gold buttons.



FIGURE 4-2-9 NSCC CADET BUTTON

4207 **UNIT IDENTIFICATION MARKS**

1. **General.** NSCC Cadets, PO1 and below are authorized to wear a unit sleeve insignia as an **optional** item on dress blue and white jumper uniforms only. Units opting to wear the unit sleeve identification insignia will ensure that it is worn by all cadets, for uniformity within the unit.
2. **Insignia.** The unit sleeve insignia will be rectangular in shape, approximately 3/4 inch high and 3 1/2 inches across, of black background material with yellow embroidered lettering. Only the unit name will appear on the insignia. The words Division, Squadron, or Battalion will **not** be included.
3. **Position.** The unit sleeve insignia will be worn only on the left sleeve. It is centered on the shoulder flash with its upper edge 1/2 inch below the bottom edge of the shoulder flash.



FIGURE 4-2-10 NSCC UNIT IDENTIFICATION MARK

4208 **CADET SHOULDER FLASHES**

1. **NSCC Cadets.** The NSCC cadet shoulder flash, embroidered yellow lettering on a navy blue field will be worn on all NSCC uniforms except the Navy Working Uniform Type III. Navy Working Uniform Type III shoulder flashes will embroidered black lettering on Type III material with Velcro backing.
 - a. **Manner of Wear.** Shall be worn on both sleeves of all uniform coats, sweaters and outer garments (except raincoats, parkas and Navy Working Uniform Type I).
 - b. **Position.** The shoulder flash will be centered on the outer face of each sleeve, with the top edge of the shoulder flash 1 inch below the shoulder seam, and the eagle facing forward.

- c. **Chief Petty Officers.** NSCC Chief Petty Officers wear officer shoulder flashes as described in Section 4109.
- a. **Navy Working Uniform Type III.** Type III shoulder flashes will be affixed by Velcro to both shoulder pocket flaps of the uniform.
- d. **Navy Working Uniform (Type I).** A single right side shoulder flash (Yellow embroidery on a navy blue field) is worn on the right breast pocket of the Navy Working Uniform with the eagle facing to the center.



FIGURE 4-2-11 NSCC CADET SHOULDER FLASHES (BOTH SLEEVES)

- 2. **NLCC Cadets.** The NLCC cadet shoulder flash, embroidered white lettering with a gold fouled anchor on a navy blue field will be worn on all NLCC uniforms except the Navy Working Uniform Type III. Navy Working Uniform Type III shoulder flashes (pair) will be embroidered black lettering on Type III material with Velcro backing.
 - b. **Manner of Wear.** Shall be worn on the left sleeve of all uniform coats, sweaters, and outer garments (except raincoats, parkas and Navy Working Uniforms Type I & Type III).
 - c. **Position.** The shoulder flash will be centered on the outer face of the left sleeve, with the top edge of the shoulder flash 1 inch below the shoulder seam.
 - d. **Navy Working Uniform Type III.** Type III shoulder flashes will be affixed by Velcro to both shoulder pocket flaps of the uniform.
 - e. **Navy Working Uniform Type I.** A single shoulder flash is worn on the right breast pocket of the Navy Working Uniform Type I.



FIGURE 4-2-12 NLCC CADET SHOULDER FLASH

THIS PAGE INTENTIONALLY LEFT BLANK

CHAPTER FOUR

INSIGNIA

SECTION 3: HEADGEAR INSIGNIA

1. OFFICERS4301
2. MIDSHIPMEN.....4302
3. INSTRUCTORS.....4303
4. CHIEF PETTY OFFICERS4304
5. NSCC CADETS.....4305
6. NLCC CADETS.....4306
7. BALL CAPS.4307

4300 **HEADGEAR INSIGNIA**

4301 **OFFICERS**

1. **Cap Devices**

- a. **NSCC Officer Crest (Full)**. Consists of a gold eagle perched atop a fouled anchor with a silver shield inscribed with the letters "USNSCC" (gloss finish) measuring 2 1/4 inch wide by 2 1/2 inch high.
- b. **NSCC Officer Crest (Half)**. The device has the same design as the larger device but the overall size is reduced by one-half measuring 1 inch wide by 1 1/2 inch high.



OFFICER CAP DEVICE (FULL)



OFFICER CAP DEVICE (HALF)

FIGURE 4-3-1 OFFICER CAP DEVICES

2. **Cap Strap**

- a. **Strap**. For all officers a 1/2 inch wide strap, faced with gold lace and secured on each side by a NSCC gold button.
- b. **Buttons**. Gold (matte/satin finish) 1/2" inch circular device with the NSCC seal inscribed thereon. NSCC gold buttons must be worn by NSCC officers in lieu of Navy gold buttons.



FIGURE 4-3-2 OFFICER CAP STRAP AND BUTTONS

3. **Headgear**

- a. **Combination Cap/Unisex Combination Cap.** The insignia on a combination cap consists of the full-sized NSCC officer's cap device, cap strap, Officer's hat band and NSCC retaining buttons. Can be worn with either a white or khaki covering.
- b. **Garrison Cap.** The insignia on a garrison cap consists of the half-sized NSCC officer's cap device. It will be worn on the left side with the center 2 inches from the front edge of the cap and 1 ½ inches from the bottom edge. Appropriate metal grade insignia is worn on the right side of the cap relative to the officer's cap device.



COMBINATION CAP



GARRISON CAP



OFFICER'S HAT BAND

FIGURE 4-3-3 OFFICER HEADGEAR

4302 **MIDSHIPMEN**

1. **Cap Devices**

- a. **NSCC Midshipman Anchor (Full).** A gold fouled anchor (gloss finish) measuring 1 1/8 wide by 1 13/16 high.
- b. **NSCC Midshipman Anchor (Half).** The device has the same design as the larger device but the overall size is reduced by one-half measuring 1/2 inch wide by 13/16 inch high.



MIDSHIPMAN CAP DEVICE (FULL)



MIDSHIPMAN CAP DEVICE (HALF)

FIGURE 4-3-4 MIDSHIPMAN CAP DEVICE

2. **Cap Strap**

- a. **Cap Strap.** For all midshipmen is a 3/8 inch wide strap, faced with gold lace and secured on each side by an NSCC gold button.
- b. **Buttons.** Gold (matte/satin finish) 1/2" inch circular device with the NSCC seal inscribed thereon. NSCC gold buttons must be worn by NSCC midshipman in lieu of Navy gold buttons.



FIGURE 4-3-5 MIDSHIPMAN CAP STRAP AND BUTTONS

3. **Headgear**

- a. **Combination Cap/Unisex Combination Cap.** The insignia on a combination cap consists of the full-sized NSCC midshipman's anchor device, cap strap, midshipman's hat band and NSCC retaining buttons. (NOTE: The midshipman hat band and the Chief Petty Officer hat band are identical.) Can be worn with either a white or khaki covering.
- b. **Garrison Cap.** The insignia on a garrison cap consists of the half-sized NSCC officer's cap device. It will be worn on the left side with the center 2 inches from the front edge of the cap and 1 1/2 inches from the bottom edge. The half-sized midshipman's anchor device will be worn on the right side relative to the officer's cap device.



COMBINATION COVER



GARRISON COVER



MIDSHIPMAN'S HAT BAND

FIGURE 4-3-6 MIDSHIPMAN HEADGEAR

4303 **INSTRUCTORS**

1. **Cap Devices**

- a. **NSCC Officer Crest (Full)**. Consists of a gold eagle perched atop a fouled anchor with a silver shield inscribed with the letters "USNSCC" (gloss finish) measuring 2 1/4 inch wide by 2 1/2 inch high.
- b. **NSCC Officer Crest (Half)**. The device has the same design as the larger device but the overall size is reduced by one-half measuring 1 inch wide by 1 1/2 inch high.



OFFICER CAP DEVICE (FULL)



OFFICER CAP DEVICE (HALF)

FIGURE 4-3-7 INSTRUCTOR CAP DEVICES

2. **Cap Strap**

- a. **Strap**. For all instructors a 1/2 inch wide strap, black patent leather and secured on each side by an NSCC gold button.
- b. **Buttons**. Gold (matte/satin finish) 1/2" inch circular device with the NSCC seal inscribed thereon. NSCC gold buttons must be worn by NSCC instructors in lieu of Navy gold buttons.



FIGURE 4-3-8 INSTRUCTOR CAP STRAP AND BUTTONS

3. **Headgear**

- a. **Combination Cap**. The insignia on an instructor's combination cap consists of the full-sized NSCC officer's cap device, black cap strap, Officer hat band and NSCC retaining buttons. Can be worn with either a white or khaki covering.
- b. **Garrison Cap**. The insignia on an instructor's garrison cap consists of the half-sized NSCC officer's cap device. It will be worn on the left side with the center 2 inches from the front edge of the cap and 1 1/2 inches from the bottom edge. No grade insignia or device is worn on the right side.



FIGURE 4-3-9 INSTRUCTOR HEADGEAR

4304 **CHIEF PETTY OFFICERS**

1. **Cap Device**

- a. **NSCC CPO Device (Large).** A bronze color (matte/satin finish) 1 1/2 inch Chief Petty Officer Insignia.
- b. **NSCC CPO Device (Small).** A bronze color (matte/satin finish) 1 1/16 inch Chief Petty Officer insignia.



**NSCC CPO DEVICE
LARGE**



**NSCC CPO DEVICE
SMALL**

FIGURE 4-3-10 CHIEF PETTY OFFICER CAP DEVICES

2. **Cap Strap**

- a. **Strap.** For all chief petty officers a 1/2 inch wide strap, black patent leather and secured on each side by an NSCC gold button.
- b. **Buttons.** Gold (matte/satin finish) 1/2" inch circular device with the NSCC seal inscribed thereon. NSCC gold buttons must be worn by NSCC chief petty officers in lieu of Navy gold buttons.



FIGURE 4-3-11 CHIEF PETTY OFFICER CAP STRAP AND BUTTONS

3. **Headgear**

- a. **Combination Cap.** The insignia on a chief petty officer's combination cap consists of the large (1 1/2 inch) NSCC Chief Petty Officer device, black cap strap, Chief Petty Officer hat band and NSCC retaining buttons. Can be worn with either a white or khaki covering.
- b. **Garrison Cap.** The insignia on a chief petty officer's garrison cap consists of the small (1 1/16 inch) NSCC Chief Petty Officer device. It will be worn on the left side with the center 2 inches from the front edge of the cap and 1 1/2 inches from the bottom edge. No metal grade insignia will be worn on the right side.



COMBINATION CAP



GARRISON CAP



CPO HAT BAND

FIGURE 4-3-12 CHIEF PETTY OFFICER HEADGEAR

4305 **NSCC CADETS**

1. **Headgear**

- a. **White Hat.** No insignia is worn on the white hat.



FIGURE 4-3-13 NSCC CADET HEADGEAR

4306 **NLCC CADETS**

1. **NLCC Cap Device.** A gold (matte/satin finish) 1 1/16 inch circular device with the NLCC seal inscribed thereon.



FIGURE 4-3-14 NLCC CADET CAP DEVICE

2. **Headgear**

- a. **White Hat.** No insignia is worn on the white hat. The white hat may be worn by both male and female NLCC cadets.
- b. **Garrison Cap.** The insignia on a NLCC cadet's garrison cap consists of the small NLCC cadet cap device. It will be worn on the left side with the center 2 inches from the front edge of the cap and 11/2 inches from the bottom edge. No metal grade insignia will be worn on the right side. The garrison cap may be worn by both male and female cadets.



WHITE COVER



GARRISON COVER

FIGURE 4-3-15 NLCC CADET HEADGEAR

4307 **BALL CAPS**

1. **Description**

- a. **Utility (NSCC).** Ball caps shall be Navy Blue in color and have an embroidered Sea Cadet crest with "U.S. NAVAL SEA CADET CORPS" in yellow embroidery in a half circle around the top of the crest. Unit name may be placed on the backstrap in block letters.
- b. **Recruit.** Recruit ball caps shall be black in color with "RECRUIT" embroidered in yellow on the front. Recruit ball caps are to be worn at recruit training. Unit commanders may use the Recruit cap to identify cadets who have not yet completed recruit training.
- c. **Navy Working Uniform Type I.** Caps shall be appropriately identified with the NSCC/NLCC insignia (miniature flash, yellow on black field, with the eagle facing the wearer's right).

- d. **Navy Working Uniform Type III.** Caps shall be appropriately identified with the NSCC/NLCC insignia (miniature flash, black on Type III field, with the eagle facing the wearer's right).



NSCC BALL CAP



RECRUIT BALL CAP



TYPE I



TYPE III

FIGURE 4-3-16 NSCC/NLCC BALL CAPS